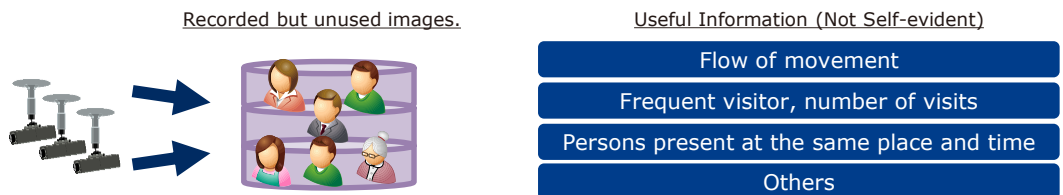


# Speeding up crime investigations and action tracking NeoFace® Image data mining

Quick identification of the same person from a large volume of facial images without pre-registration. Significant innovation to customer operations.

## “Profiling Across Spatio-Temporal Data” technology

NeoFace® Image data mining (Idm) enables quick identification of the same person from a large volume of facial information using “Profiling Across Spatio-Temporal Data” technology, enabling extraction of various information previously undetected.

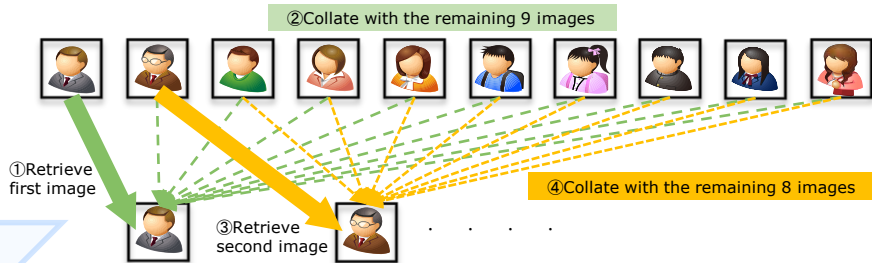


## Challenges of existing face recognition technology

Collation in large volume is necessary to identify the same person from a large volume of facial images

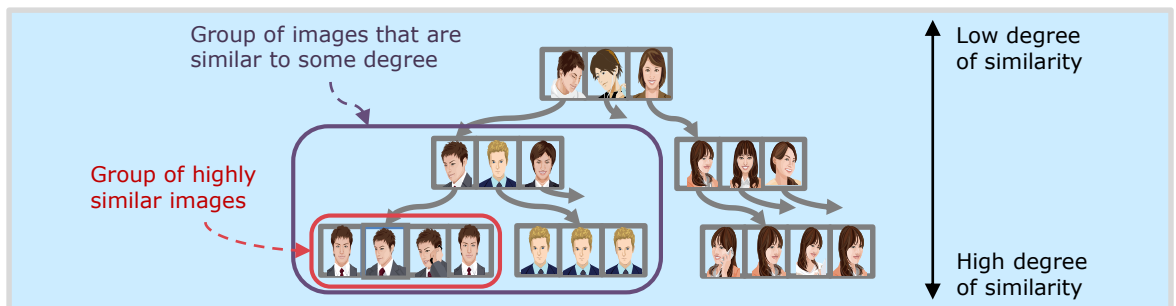
The person’s face image is found in many of the N number of facial images

- N=10 Requires 45 collations  
9+8+.....+1
- N=1000 Requires 499,500 collations  
999+998+.....+1
- N=1000,000 Requires nearly 5 billion collations



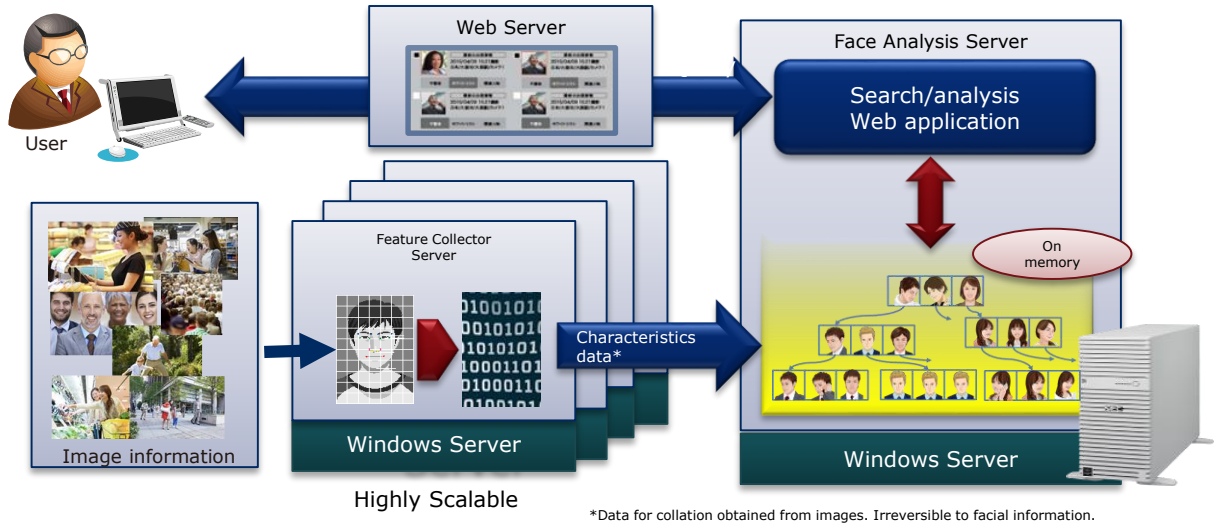
## How NeoFace® Image data mining works

- Manages large volume of facial data in a tree structure using similarity levels.
- Fast extraction of similar data by retrieving data from groups with higher degree of similarity.
- Ability to search and register concurrently, enabling extraction of data while new data is registered.



By using this technology, images of the “same person” can be collected from a large number of facial images in a short period of time.

# NeoFace® Image data mining System Overview



\*Data for collation obtained from images. Irreversible to facial information.

Provide API to work with existing face recognition products (NeoFace® suite) to collect face characteristics data, and to customize Search/ Query GUI based on customer specifications.

## Key Features

- **Face search:**  
High-speed search of a person using facial image data
- **Loitering search:**  
Find persons witnessed at same location/ time
- **Related person search:**  
Identify persons in the same location and time as indicated condition (person)
- **Common person (location/ time) search:**  
Find person commonly witnessed in multiple location/ time

## Use Case Example

NeoFace® Idm allows for the search of various faces types of information including people flow, person loitering in specific locations, person staying at one location, and frequent contact between individuals.

Detection of frequently witnessed persons in crime scenes. Utilize behavior information for crime prevention.

