

Instructions For Safe Use

- **Be sure to read this manual before using this product.**
- **Follow the instructions in this manual when using the product.**
Cautions specific to this product may be described in other attached manuals. Follow these instructions also when using the product.
- **After reading this manual, keep it handy for future reference.**
- **Information in this manual is correct at time of production. Please note that current contacts for inquiries, addresses, telephone numbers, website description, and its url may be different.**


Contents

Meaning of Symbols	2
Safety Warnings	3
Warnings on Use	3
Warnings on Use of Power Supply, Power Cord, and AC Adapter	9
Warnings on Use of Battery Pack	13
Warnings on Use of Battery	15
Warnings on Use of Wireless Function.....	17
Warnings on Use of Peripheral Device	19
Warnings Regarding Health	20
Important Notes on Protection of This Product	21
Health Considerations	28
Regulations.....	30
Other Considerations.....	31
If a Malfunction or Failure Occurs	32
Address for support	32


Meaning of Symbols

The safety instructions in this manual are written using the following conventions.


The following symbols indicate the level of harm incurred if the safety instructions are not observed.

 Warning	This symbol indicates a hazard that could lead to death or serious injury.
-------------------------------------------------------------------------------------------------	----------------------------------------------------------------------------

This symbol indicates a prohibited action to prevent injury and accident.

	General prohibition This action is prohibited.
-----------------------------------------------------------------------------------	---------------------------------------------------

This symbol indicates an instruction to prevent injury and accident.

	This urges users to act based on the instruction.
-----------------------------------------------------------------------------------	---------------------------------------------------

Safety Warnings

Warnings on Use

Warning




- **Install this product near a power outlet, and make sure the shutdown device (power plug) is within reach (except when using a battery pack).**

If the product is installed away from a power outlet, you may have difficulty unplugging the power cord immediately when it gives off smoke, strange smell, or unusual noise, or when it gets too hot to touch.



- **If it gives off smoke, strange smell, or unusual noise, or when it gets too hot to touch, turn off the power immediately and unplug the power cord from the outlet. When a battery pack is attached, remove it after you have determined that it is safe.**

If you continue to use it as is, there is a risk of fire, burn, or electric shock.



- **If you feel electricity when you touch the product, turn off the power immediately and unplug the power cord from the outlet. When a battery pack is attached, remove it after you have determined that it is safe.**

If you continue to use it as is, there is a risk of electric shock, injury, or fire.



- **If there is deformation or damaged section such as cracks, turn off the power immediately and unplug the power cord from the outlet. When a battery pack is attached, remove it after you have determined that it is safe.**


If you continue to use it as is, there is a risk of electric shock, injury, or fire.

Warning



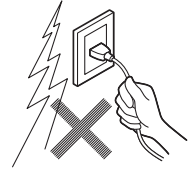
- **Do not pull the power cord when unplugging from the outlet.**

This may damage the power cord and cause a fire or electric shock.



- **During a thunderstorm, do not touch this product or the connected cables (power cord, AC adapter, USB cable, etc.). Also do not connect or disconnect the equipment.**

A lightning strike may cause an electric shock.



- **Store the packing materials (such as plastic bags) in a safe place, out of the reach of children, especially out of the reach of infants.**

These may cause suffocation.



- **Do not install the product in an unstable location. Also do not install in a location where an earthquake may cause the product to fall or topple.**

There is a risk of injury from the fall or toppling.



- **Do not modify or disassemble the product.**

It may result in electric shock, smoke, or fire.



- **Do not throw the product into a fire, heat it, or short circuit the terminals.**

It may result in overheating, fire, or rupture.



- **Do not insert the following foreign objects in the product.**

- Metal objects
- Liquid such as water
- Flammable material
- Chemicals

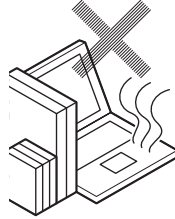
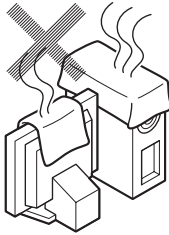
A short circuit may occur and cause a fire.

Warning



- **Do not block the device's vents.**

The temperature inside may rise and cause a smoke or fire.



- **Do not use or store this product in the following locations.**

- Humid locations such as bathrooms
- Locations with high exposure to water, humidity, steam, dust, or greasy smoke, such as near kitchen tables and humidifiers.

It may result in electric shock. If any liquid enters the product, turn off the power and contact "Address for support". It may seem dry, but the liquid may still be in the product.



- **Note that some parts of this product heats up during use, immediately after use, and while recharging the battery pack.**

In particular, the bottom of the unit, frames of the LCD, keys on the keyboard, screws that secure the cables, vents, surface of the AC adapter, PC cards, PC card slots, edges of CompactFlash cards, battery packs, and near the battery packs may become hot, and there is a risk of burn.



Warning



- **Note that this product is not intended for consecutive use of over 24 hours.**

Please keep this in mind for safety and to prevent breakdowns.



- **Be careful with the air from the vents.**

The air from the vents are hotter than room temperature. A long exposure to this air may result in low temperature burn. Be especially careful if you have sensitive skin.



- **Do not use with the LCD closed.**

The internal temperature will rise and may cause a breakdown or overheating.

Warning



- **Do not use it on your lap for extended period of time.**

The bottom of the product may become hot during use, and cause a low temperature burn.

Low temperature burn is a burn with symptoms of reddish areas and blisters on the skin, and it occurs when a heated object is contacting a certain part of your skin for a prolong time. Be especially careful if you have sensitive skin.

- **Depending on the software used, you may feel the palm rest area or keys on the keyboard are slightly hot.**

Prolonged use of keyboard may cause a low temperature burn. Be especially careful if you have sensitive skin.



- **Take sufficient care when using with the DVD/CD drive (including Blu-ray disc drive) tray open. The DVD/CD drive (including Blu-ray disc drive) tray may open with a software operation, even if the eject button is not pressed.**

Hitting the DVD/CD drive (including Blu-ray disc drive) tray or brushing your hands or feet against it may result in injury or breakdown.



- **Never disassemble the DVD/CD drive (including Blu-ray disc drive).**

It may result in breakdown, heating, damage, or burn.



- **Do not look directly at laser light source of the DVD/CD drive (including Blu-ray disc drive).**

These may cause visual impairment to occur, including eye pain.




- **Never use the bundled CD-ROM/DVD-ROM disc with a device other than a CD-ROM/DVD-ROM player.**

High volume sound may impair your hearing or it may cause damage to speakers and CD-ROM/DVD-ROM discs.


Warning



- **Do not damage the LCD surface with a sharp-pointed object.**
- **Do not press the LCD surface or frame forcibly.**
- **Do not put liquid in the LCD into your mouth. Also do not touch the liquid.**



If the LCD breaks and the liquid inside gets into your mouth, immediately rinse out your mouth. If it adheres to the skin or gets into your eyes, immediately rinse for more than fifteen minutes with running water and consult a physician.



- **Handle the LCD glass with care.**

The LCD surface is made of glass. Improper handling may cause the glass to break. Keep the following in mind:

- Open and close the LCD slowly without applying impact.
- Do not open the LCD wide forcibly to avoid any damages.
- Do not hit or press hard the LCD.
- Do not put an object between the LCD and keyboard.



- **Do not look directly at the light from the bottom of optical mouse.**

This may cause visual impairment to occur, including eye pain.

Warning



- **Use with the correct power voltage for your region.**

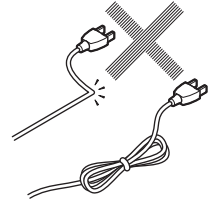
A different voltage may cause an electric shock, smoke, or fire.



- **Observe the following when handling a power cord and AC adapter:**

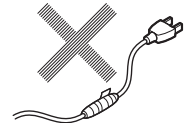
- Do not drop it or otherwise apply impact.
- Do not use when it is bent or bundled.
- Do not forcibly bend the base of the cord.
- Do not put heavy objects on top.
- Do not wrap with cloth.
- Do not use it outdoors.
- Do not use in locations exposed to liquid such as water.

Otherwise it may result in smoke, spark, fire, or electric shock.



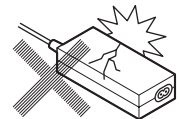
- **Do not use damaged power cords.**

Do not use damaged power cords by fixing it with a tape. The fixed portion may overheat and cause a fire or electric shock.



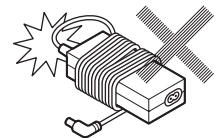
- **Do not use the AC adapter or the connector cable if it is deformed, cracked, or damaged.**

It may result in smoke, spark, fire, electric shock, or burn.




- **Do not wrap the power cord or connector cable around the AC adapter.**

The core of the power cord or connector cable may become exposed or disconnected, and cause smoke, spark, fire, electric shock, or burn.



- **When carrying the power cord or AC adapter, bundle the cord correctly as shown in the figure.**

Carrying the cord without bundling may damage the cord, and cause smoke, spark, fire, electric shock, or burn.



Warning



- **Do not use this product with dust accumulated on the power cord and AC adapter plug.**

If the power cord and AC adapter plug are used with dust accumulated, a discharge (tracking) may occur between the plug's pins, and cause a fire.



- **Use the power cord supplied with the device, and plug it directly into the outlet on walls and floors with the correct power voltage for your region. The supplied power cord cannot be used for other equipment.**

However if you cannot avoid using an extension cord, do so at your own risk, and use a double-insulated (double coating) cord within the rated power range. Also remember the following matters:

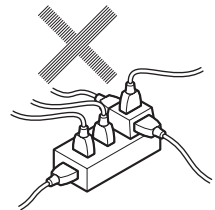
- Do not drop it or otherwise apply impact.
- Do not use when it is bent.
- Do not forcibly bend the base of the cord.
- Do not put heavy objects on top.
- Do not wrap with cloth.
- Do not use it outdoors.
- Do not use in locations exposed to liquid such as water.
- Do not use damaged cords.
- Do not use with dust accumulated on the plug.
- Insert firmly, as far as it will go.
- Insert the plug correctly into the outlet.
- When unplugging, make sure to hold the plug portion.
- Never touch with wet hands.

As improper use of extension cord may cause smoke, spark, fire, or electric shock, take sufficient care when using it.



- **Avoid multiple connection from a single power outlet.**

If multiple power cords are connected, the power outlet may overheat and cause a fire.



Warning



- **Use the specified AC adapter, and do not disassemble or modify the AC adapter.**

If you use an AC adapter other than the one specified, or disassemble or modify it, it may result in electric shock, smoke, or fire.

For information on model numbers of AC adapters, see the attached manual.



- **Observe the following when connecting the power cord and AC adapter:**

- Connect the plug in the right direction.
- When connecting the power cord to the AC adapter, insert it all the way to the end.
- Insert the plug correctly into the outlet.
- When unplugging, make sure to hold the plug portion.

Otherwise it may result in smoke, spark, fire, or electric shock.



- **When the product will not be used for a prolonged period, unplug the power cord from the outlet.**

Insulation degradation may cause a fire from short circuit.



- **Observe the following for connection (DC connector) between the AC adapter and PC:**

- Do not pry the connector off.
- Disconnect when transporting and moving.
- Do not damage the connection cables.

There is a risk of smoke, fire, or burn.

Also take sufficient care when touching the connector, as it may be damaged and overheated.



- **Whenever possible, do not touch the AC adapter when you are using this product with the power cord and AC adapter connected.**

You might burn yourself.

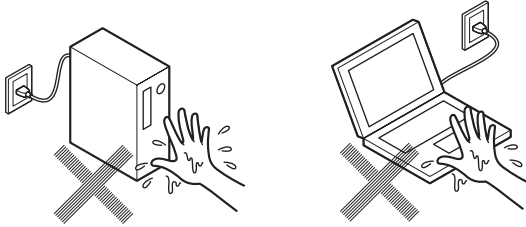
Keep in mind that the AC adapter may become hot while the battery pack is recharged.

Warning



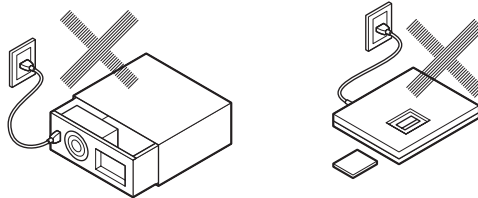
- **Do not touch with wet hands.**

Touching the main unit or AC adapter with wet hands when the power cord's plug is connected to the outlet may cause an electric shock.



- **Do not remove the cover of the main unit or memory when the power cord's plug is connected to the outlet, or when the battery is attached.**

It may result in electric shock.



- **Before cleaning, make sure to turn off the power for the main unit and peripheral devices, unplug the power cord from the outlet, and remove the battery.**

Cleaning without turning off the power may cause an electric shock.

Warnings on Use of Battery Pack

If you do not handle the battery pack in a specified method or environment, overheating, fire, or rupture may occur, and lead to physical injury. Take sufficient care when handling.

Warning



- **Do not recharge the battery pack in other ways than one that is specified.**

Recharge according to the steps described in the manual. Otherwise it may cause overheating, fire, or rupture to occur.



- **Do not disassemble or modify the battery pack.**

Doing so may cause it to overheat, catch fire, or rupture. If you use a battery pack not specified by us or battery pack that are disassembled or modified (except those repaired by us), the check function and control function that ensure safety will not function properly. The warranty will not cover the quality, performance, and safety of the battery pack not specified by us or battery pack that are disassembled or modified.




- **Do not throw the battery pack into a fire, put it near open flame, heat it, or leave it in a hot state.**

If you throw the battery pack into a fire, put it near open flame, heat it (including using microwave oven), or leave it in a hot state, it may overheat, catch fire, or rupture.



- **Do not subject the battery pack to impact, such as dropping it, hitting it, applying force with a sharp-pointed object, or applying strong pressure.**

The impact such as from dropping it or dropping when it is attached to the main unit may damage the battery and circuit board inside the battery pack, and result in overheating, fire, or rupture. Please stop using if the battery pack was subjected to impact, or if there is clear deformation or damage in its appearance.



- **Do not short circuit the battery pack's metal terminals, or expose them to liquid such as water, coffee, or juice.**

This may cause fire or electric shock due to short circuit.

Warning



- **If the battery life is shortened, replace it with a new genuine battery pack.**

Battery packs are consumable items. If you have a battery pack with shorter battery life, the internal batteries' depletion level may be uneven. Continuing to use the battery pack with uneven depletion level may cause failures to occur. If the battery life is shortened*, replace it with a new genuine battery pack. For details, contact "Address for support".



- **Check that the AC adapter used is a genuine AC adapter for your PC.**

A non-genuine AC adapter may cause the battery pack to overheat, catch fire, or rupture. Make sure to use a genuine AC adapter.



- **When storing the battery pack, store it in a cool, dark place with low humidity if possible. Also keep it out of the reach of children.**

When storing the battery pack for an extended period, recharge about 50% every six months, to prevent over-discharge. Also put it in a plastic bag, making sure short circuit between terminals will not occur, and place it in a box that is not electrically conductive, such as cardboard box, without piling on top of another battery pack.



- **Be careful not to allow the fingers to become pinched when attaching/removing the battery pack.**

It may cause an injury.

*: A battery pack with a battery life of just 30% of normal or lower, even when fully charged.

Warnings on Use of Battery



Warning



- **Store the battery out of the reach of children, especially out of reach of infants.**

Battery contains hazardous material. It is dangerous if they accidentally swallow or lick it. If it is swallowed, immediately consult a physician.



- **Do not short circuit the battery, heat it, or throw it into a fire.**

Doing so may cause the battery to overheat or rupture, and lead to injury or fire. If the liquid inside gets into your eyes, or if you come into contact with the liquid, rinse thoroughly with water, and immediately consult a physician.

Warning



- **Make sure to use the specified type of battery and that (+) and (-) are correct.**

Using other types of battery or not inserting the battery correctly may cause an injury or fire. Also remove depleted battery immediately.



- **Do not recharge battery or solder it directly.**

Doing so may cause it to rupture and lead to injury or fire.



- **Do not disassemble the battery.**

The hazardous material inside may have bad health effects.



- **Store the battery away from direct sunlight, high temperature, and high humidity.**

Otherwise battery leakage may occur. Also it may lead to deterioration of battery's performance and battery life.



- **If the liquid inside the battery leaks, do not touch it.**

There is a risk of burn. If you come into contact with the liquid, rinse thoroughly with water, and immediately consult a physician.



- **Do not use different types of battery together, or mix new and old batteries.**

This may cause liquid a leakage or rupture to occur, and lead to burn or injury.



- **When disposing of dry-cell batteries, insulate (+) and (-) terminals with cellophane tape, and follow the instructions of your local authorities.**

Disposal without insulating the terminals may cause a smoke or fire.



- **Users should not replace the internal lithium batteries on their own. If for some reason the lithium batteries need to be disposed, insulate (+) and (-) terminals with cellophane tape, and follow the instructions of your local authorities.**

Replacement by the user may cause a failure, smoke, or fire. Disposal without insulating the terminals may cause a smoke or fire.

Warnings on Use of Wireless Function

When using wireless function, make sure to read the precautions for each wireless function in attached manuals.

Warning



- **Users with implantable cardiac pacemakers should use this product at least 30cm away from the pacemaker.**

The radio waves may affect the pacemaker.



- **In places where there may be people nearby, such as in crowded trains, turn off the power for this product, or turn off the wireless function (including wireless LAN).**

You may be near a person using a medical device, such as pacemakers and hearing aids, and turning off the power should prevent any possibility of affecting these devices.



- **In areas where medical institution prohibits use of this product, turn off the power for this product, or turn off the wireless function (including wireless LAN). However, even if you are in an area where medical institution permits use of this product, if a medical device is used nearby, turn off the power for this product, or turn off the wireless function (including wireless LAN).**

It may affect the medical device and result in an accident. For details, contact the medical institution.



- **Currently airline companies are prohibiting use of wireless and electronic equipment depending on the flight condition, and this product is subject to their policies. Turn off the power for this product, or turn off the wireless function (including wireless LAN) in an airplane.**

It may affect electronic devices and result in an accident. For details, contact the airline company.



Warning



- **If the use of wireless function of this product disturbed other equipment with electromagnetic interference, immediately turn off the wireless function, or stop using this product.**

It may affect these equipment and result in an accident from malfunctions.



- **Users with hearing aids should check before using this product, on the possibility of this product generating noise on your hearing aid.**

It may have adverse effect on your hearing.

Warnings on Use of Peripheral Device



Warning



- **Attach peripheral device correctly, according to the instruction described in the manual.**

Incorrect attachment may cause a smoke or fire.



- **When attaching/removing a peripheral device, be careful not to get your fingers pinched, hit, or cut, especially if you are putting your hand into the main unit.**

It may cause an injury.



- **When attaching/removing a memory expansion board, be careful not to get your fingers pinched, hit, or cut.**

It may cause an injury.



- **When you open this product's cover immediately after use to attach or remove a peripheral device, do not touch the CPU, near the CPU, or the heat sink.**

These parts are hot and any physical contact may cause burns to occur. We recommend you wait at least 30 minutes after turning off the power.



- **When attaching/removing this PC's memory expansion board, do not directly touch parts and metal components on the board.**

These parts are hot and any physical contact may cause burns to occur.

Warnings Regarding Health

Warning



- **Do not look at the display continuously for a long time.**

If you continuously look at display screens for a long time, you may experience eye strains or reduced visual acuity. If you continuously look at the display screen and feel any physical pain in your body or discomfort, stop using this product immediately and rest.

If the pain or discomfort do not subside after resting, immediately consult a physician.



- **Do not use the keyboard, NX pad, or mouse continuously for a long time.**

Continuous use of the keyboard, NX pad, or mouse may cause pain in your arm or wrist. If you are using the keyboard, NX pad, or mouse and feel any physical pain in your body or discomfort, stop using this product immediately and rest.

If the pain or discomfort do not subside after resting, immediately consult a physician.




- **Do not increase the volume too much when using the headphone or headphone mic.**

Continuous loud sound may have adverse effect on your hearing.



- **Do not plug/unplug the headphone plug, turn on/off this product, or enable/disable the power-saving mode, while wearing the headphone or headphone mic.**

It may have adverse effect on your hearing.



Important Notes on Protection of This Product

■ Cautions Regarding Handling of This Product

● Do not use or store in the following locations.

Doing so may cause a malfunction or failure.

Dusty / locations subject to physical shocks or vibration / unstable location / near heating equipment / near magnetic objects (electric fan, large speaker, fan-forced foot-warmer, etc.) / locations exposed to direct sunlight for a long time / locations where falling is possible / near TV, radio, or cordless phone / location where heat may build up / high moisture or humidity / near chemicals or liquid / place that produce corrosive gas (e.g., ozone gas) / inside a closed car during summer / location with many pedestrians where there is possibility of bumping into them

● Use this product in the following environment.

For desktops - Temperature: 10 to 35 °C, Humidity: 20 to 80% (no condensation)

For laptops - Temperature: 5 to 35 °C, Humidity: 20 to 80% (no condensation)

● Note the following when using this product:

- Use it on a flat area with sufficient strength, to avoid dropping or hitting it.
 - Do not use it when there is condensation. A quick movement from a cold to warm place may cause water droplets (condensation) to form, and lead to malfunction or failure.
 - Do not place any object on top of this product. Also do not block the vents with documents or cloth.
 - Remove dust on this product periodically. Clogging of the vents with dust leads to bad airflow, which may cause this product to fail or malfunction.
 - Do not eat, drink, or smoke near this product.
 - Do not modify this product. It may be excluded from our warranty or services.
 - Do not damage it with a sharp-pointed object. In particular, a damage on the fingerprint sensor may cause a failure or bad matching accuracy.
 - Do not subject the product to vibration or impact when recording data on DVD or CD.
 - Beware of static electricity. This product may fail or be damaged from static electricity. Before touching this product, touch any metallic object around you, such as aluminum sash or door knob, to discharge static electricity on your body.
- **When moving this product, make sure to turn off the power and unplug the power cord and AC adapter from the outlet.**

When transporting, use a carrying bag or the original product package.

- **When moving this product, remove any DVD or CD inside.**

Failure to do so may cause this product to fail or DVD and CD to be damaged.

- **When the product will not be used for a prolonged period, unplug the power cord and AC adapter from the outlet.**

When the product will not be used for a prolonged period, for example when you go on a trip, unplug the power cord from the outlet for safety.

- **When removing a peripheral device connected to this product, make sure to hold the plug part of the connection cable to unplug. Do not pull forcibly or pry off when unplugging.**

Pulling the cable to disconnect it or pulling the plug forcibly may cause failures to occur.

- **Keep the cables organized.**

Not doing so may allow users to stumble or trip, and may cause this product to fail.

- **While this product's LCD is displaying a screen, some parts of its frame may become warm.**

This is due to heat from the display's power supply, and is not a failure or malfunction. The temperature will drop when the product's power is turned off and the display's power supply is cut.

For laptops, the temperature will drop when the LCD is closed and the display's power supply is cut.

■ Cautions Regarding Handling of Hard Disk

- **Do not use it in places with vibration and on unstable places.**

- **Do not move this product with its power turned on.**

- **Be especially careful of impacts and vibrations while the hard disk drive is operating.**

Excessive force or impact from the outside may not just allow data to be lost, but also cause the hard disk to fail.

- **Be especially careful not to turn off the power or restart while the hard disk drive is operating.**

Doing so may cause the hard disk to fail.

■ Regarding Data Backup

● What is a Backup?

"Backing up" means copying data stored on PC to disk media (DVD, CD, etc.), floppy disk, or external hard drive.

If you lose data you created after purchase because of a malfunction such as PC failure, the data cannot be restored.

Prepare for the unexpected and protect important data by backing up your data periodically.

● When to Back Up

We recommend backing up data that are particularly important each time you create or modify it. Or you can set certain time/date or day of the week to back up on a regular basis.

■ Saving Data You Created

If the data you created (image data, movies, documents, etc.), programs, and configurations are saved on a storage device (e.g., hard disk), it is your responsibility to back up these data. For data you created, we recommend regularly performing frequent back up.

In some cases information saved on a storage device may be lost or the backup data may be unusable, due to failure/malfunction of this product, or by the way the data was backed up. Please remember that we take no responsibility for damages that may occur.

■ Preventing Computer Virus Infections

● What is a Computer Virus?

Computer virus is a malicious program that negatively affects PC's operations, and the infection can occur through the Internet and emails. Once infected, it not only destroys programs and data on infected PCs, but it could also infect other PCs as well.

Some models include software that prevents computer virus infection and removes them. We recommend performing routine checks.

Also in order to address growing number of viruses, you need to update the "Virus Definition File".

■ Cautions Regarding Handling of DVD, CD, and Blu-ray Disk

● Note the following when handling disc media such as DVD, CD, or Blu-ray.

- Do not touch the data side of the disc (the side with no printed texts).
- Do not attach a label on the disk or scratch it.
- When writing on the disk, do so on the print side (with the label on the disk). Avoid using ballpoint pens and pencils that have hard tips, and use either felt-tipped pens that are oil-based and have soft tips to write on the disk, or use inkjet printable disks instead to print directly with inkjet printers.
- Do not put heavy objects on top, bend it, or drop it.
- Do not use stained disc media (DVD, CD, Blu-ray, etc.).
- If the disk is stained, use a soft cloth and wipe from inside out.
- Use a spray for CDs to clean a disk.
- Do not use benzene or thinner to wipe a disk.
- Avoid using in dirty or dusty areas.
- Keep it in a storage box when not in use.
- Do not store in places exposed to direct sunlight or places with high humidity.

■ Cautions Regarding Handling of Memory Cards

● Note the following when handling memory cards.

Use of memory cards

- Before use, read the manual provided with the memory card thoroughly.
- To prevent any failure from static electricity, discharge static electricity before handling memory cards.
- Be sure to attach an adapter for memory cards that need it, such as small memory cards.
- Attach the memory card after checking that its orientation is correct.
- Do not insert incompatible memory cards in the memory card slot.
- While reading/writing is being performed on the memory card, do not remove it from the memory card slot of the main unit or peripheral device.
- Do not touch the metal terminals of the memory card or memory card slot.
- Do not use SD memory card, SDHC memory card, SDXC memory card, multimedia card, or adapter that has conductive metal (that can pass electricity) on the back side of the card.
- If the memory card is stained, wipe away the smudges before inserting it in the memory card slot of the main unit or peripheral device.

Handling of memory cards

- Never attempt to disassemble.
- Do not put heavy objects on top or bend it.
- Keep it away from solvents and beverages.
- Do not clip, throw, or drop it.
- Avoid using in dirty or dusty areas.

Storage

- Keep it in a storage box when not in use.
- Keep the memory card, adapter, and dummy card initially set in the memory card slot in a safe place, out of the reach of children and infants. Make sure they do not swallow it by accident.
- Do not put it in places exposed to direct sunlight, places with high temperature such as near heating equipment, and places that are dirty or dusty.
- When the memory card or adapter will not be used for a prolonged period, do not leave it inserted in the memory card slot.
- Do not attach any label on the memory card, other than the one provided.
- Attach labels on the memory card only in places specified.
- Copy important data to the hard disk for backups.

■ Cautions Regarding Handling of Battery Packs

- **Battery packs are consumable items.**

If you have a battery pack with shorter battery life, the internal batteries' depletion level may be uneven. Continuing to use the battery pack with uneven depletion level may cause overheating, fire, or rupture. If the battery life is shortened*, replace it with a new genuine battery pack. For details, contact "Address for support".

- **Diagnose the battery performance periodically.**

Use "Battery Tool" periodically (approximately once every three months) to check the depletion level of the battery pack.

- **The battery pack will gradually deteriorate even when an AC adapter is used.**

The battery pack will deteriorate faster, if the AC adapter is connected for an extended period of time. Disconnect the AC adapter when you are not using the main unit, and not recharging the battery.

*: A battery pack with a battery life of just 30% of normal or lower, even when fully charged.

■ Cautions to Prevent Failures and Malfunctions

● Care and Maintenance

Clean this product frequently to prevent any failure or malfunction. For details on how to clean this product, see the attached manual.

● Cleaning the Lens

Never use commercially available cleaning disk or lens cleaner when cleaning the lens in DVD/CD drive (including Blu-ray disk drive). It may have an opposite effect of collecting dust, and cause a failure or malfunction by staining the lens in DVD/CD drive (including Blu-ray disk drive).

● Cleaning the Vents

Remove dust accumulated around the vents periodically. Clogging of the vents with dust leads to bad airflow, which may cause this product to fail or malfunction.

● Cleaning the Keyboard

Do not use a vacuum cleaner to clean the keyboard. The keys may come off. If any dust falls between the keys, use an air duster intended for precision devices to remove it.

Do not attempt to remove the keys. You may not be able to put them back on or damage the keys or keyboard, and cause the product to fail or malfunction.

Health Considerations

Working with PCs is said to cause the following symptoms with higher probability compared with other clerical work, because users tend to remain in the same position for a long time.

- **Experience eye strains or your eye feels heavy.**
- **Get a blurred vision.**
- **Get fatigued easily.**
- **Feel numbness from the neck down to the shoulders and fingers, or your whole body hurts.**

How these symptoms are felt varies greatly between individuals, depending on hours worked or on usage. Some tips to remember:

- **Take 10 to 15 minutes of rests for each hour of work.**
- **During rests, refresh yourself with a light stretch**

If you are still fatigued the next day, consult a physician as early as possible.

■ Maintain a Good Working Posture

You have a good posture using a PC when your body is in a neutral position and you feel relaxed.

- **Sit up straight on the chair with your back supported by the backrest.**
- **Hands are roughly parallel to the floor when they are on the keyboard.**
- **Screen should be lower than your eye level, so the line of sight goes down slightly.**

Line of sight goes down slightly from your eye level



■ Regularly Adjust Your Equipment

If your equipment is adjustable, make adjustments regularly to make it more comfortable to use.

● Adjust Angle of the LCD

The angle of this product's LCD is adjustable (except some displays). It is very important to adjust the LCD angle to prevent glaring light to reflect on the screen, and to make it easier to see the display.

For details on angle adjustment, see the manuals provided with this product and display.

● Brightness and Contrast Control

The most appropriate brightness and contrast setting of a display varies between individuals, and it also depends on the ambient light. For this reason, the display's brightness and contrast need to be adjusted regularly to make it easier to see, depending on the environment.

For details, see the attached manual.

● Cleaning the Screen

The screen needs to be cleaned periodically. It could become hard to see if it gets stained with dust.

● Adjust Angle of the Keyboard

Some models allow their keyboard angle to be adjusted. Changing the angle of the keyboard according to your preferences and make it easier to type helps to reduce the strain on your shoulders and arms.

When adjusting the keyboard angle, be sure to pull out both legs of the keyboard. For information location of keyboard legs, see the attached manual.

Regulations

■ Laser Safety Standards

Models equipped with a DVD/CD drive (including Blu-ray disk drive) have a drive that are Class 1 laser products according to the laser safety standards (GB7247.1-2001, IEC60825-1).

Other Considerations

■ Disposal of Lithium Ion Batteries

Discarding lithium ion batteries as common waste will adversely affect the environment. Follow the regulations of your local authorities in disposing of these batteries. Also, it is dangerous to disassemble lithium ion batteries. Do not attempt to disassemble or open them.

If a Malfunction or Failure Occurs

If a malfunction or failure occurs, take action as follows:

- There is smoke or strange smell coming from the product.
- The product is too hot to touch.
- The product is giving off unusual noise.
- Connector cable is damaged.

Turn off the power immediately and unplug the power cord from the outlet.

* If the power cannot be turned off, just unplug the power cord from the outlet.

Remove the battery pack if it is attached.

Contact "Address for support".

■ Address for support

(Japan): 121 Contact Center 0120-977-121

(Other) : Technical Support Information

<http://www.nec.com/global/prod/bizpc/re/support/1/index.html>



* 8 1 0 6 0 2 4 1 5 A *

First edition (December, 2011)

NEC

853-810602-415-A

Printed in China