


What's NEC

Foundation




1899
120th Anniversary

Number of employees*2




Approximately
110,000

Number of AI researchers*2*4



Approximately
500

Ratio of male and female hires*1*4



Male **70.6%**
Female **29.4%**

Ratio of employees returning after childcare leave*3*4




97.3%

Market capitalization



Approximately
1 trillion yen


Revenue*1



2,913.4 billion yen

Business Segment	Percentage
Public Business	31%
Enterprise Business	15%
Network Services Business	16%
System Platform Business	17%
Global Business	14%
Others	7%

R&D expenses*1



108.1 billion yen


Technological capabilities

Global No. 1


Facial recognition*5

Fingerprint recognition*6

Iris recognition*7



Owner's equity ratio*2



29.1%

Consolidated subsidiaries*2




327 Consolidated subsidiaries
169 countries and regions

Rate of contribution to CO₂ emission reductions across the whole supply chain.*1



Approximately
6 times

Number of patents*2



Approximately
49,000

*1 Actual results for the fiscal year ended March 31, 2019

*2 As of March 31, 2019

*3 Ratio of employees returning to work who started childcare leave in fiscal 2017

*4 For NEC Corporation on a standalone basis

*5 Ranked 1st four consecutive times in task assessment sponsored by the U.S. National Institute of Standards and Technology (NIST)

*6 Ranked 1st eight times in task assessment sponsored by NIST

*7 Ranked 1st in task assessment sponsored by NIST